

Enquête Koas Kralar Secundair & High School

Uitgevoerd en geanalyseerd door Justin Dorey & Chenda Soeurt – Maart 2019

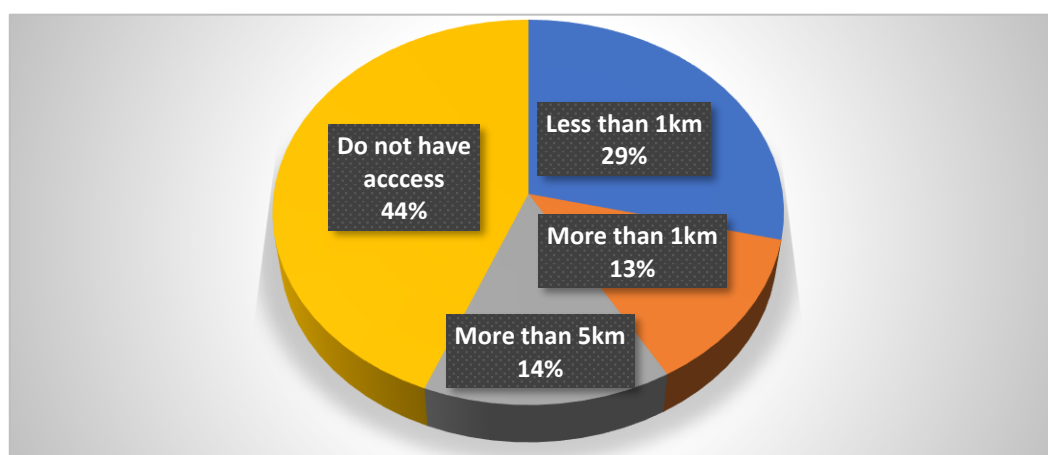
- vragenlijst anoniem ingevuld door 333 van 907 leerlingen -

| Age | Males | Females |
|--------------|------------|------------|
| 11 | 1 | 1 |
| 12 | 4 | 5 |
| 13 | 13 | 17 |
| 14 | 34 | 23 |
| 15 | 24 | 25 |
| 16 | 21 | 27 |
| 17 | 18 | 36 |
| 18 | 13 | 30 |
| 19 | 9 | 19 |
| 20 | 0 | 10 |
| 21 | 0 | 2 |
| 22 | 0 | 1 |
| Total | 137 | 196 |

| | Males | Females |
|------------|-------|---------|
| Ages 11-13 | 18 | 23 |
| Ages 14-16 | 79 | 75 |
| Ages 17-22 | 40 | 98 |

How far do you have to travel if you want free filtered water?

| | Less than 1km | More than 1km | More than 5km | Do not have access |
|--------------|---------------|---------------|---------------|--------------------|
| Male | 43 | 17 | 20 | 32 |
| Female | 32 | 17 | 18 | 84 |
| Total | 76 | 34 | 38 | 116 |



Money spent daily on water average in Cambodian Riel / Usd / Euro

2232,2 \$0,54 €0,487

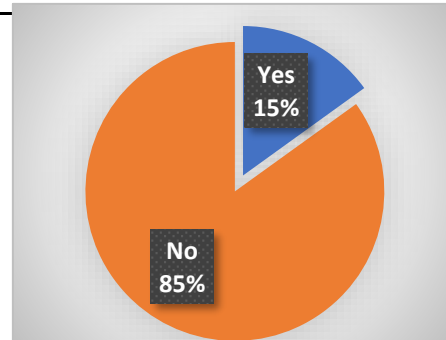
How many water bottles average?

3,91

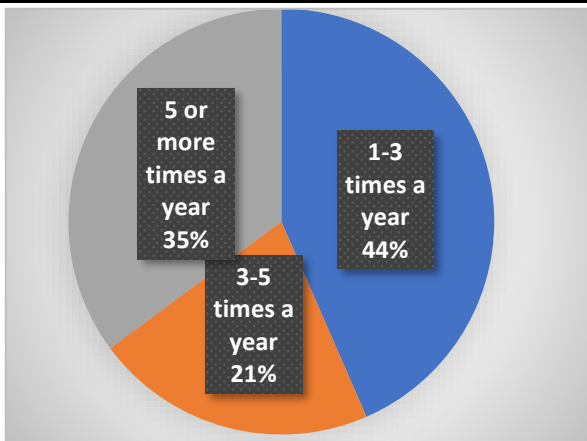
How many water bottles used a day total? $3,91 \times 907$ students = 3546

Would you buy water if you could refill a water bottle for free at school?

| Yes | No |
|-----|-----|
| 50 | 282 |



How often do you get sick or have a fever.



Average of how many sodas, juices, or energy drinks consumed daily 1,54

Average amount of bottles or cans a day. (sodas and water) 5,46

Average 5,46 bottles or cans x 907 Students 4952

Do you wash your hands after using the bathroom and before eating?

| YES | NO |
|-----|----|
| 287 | 37 |

